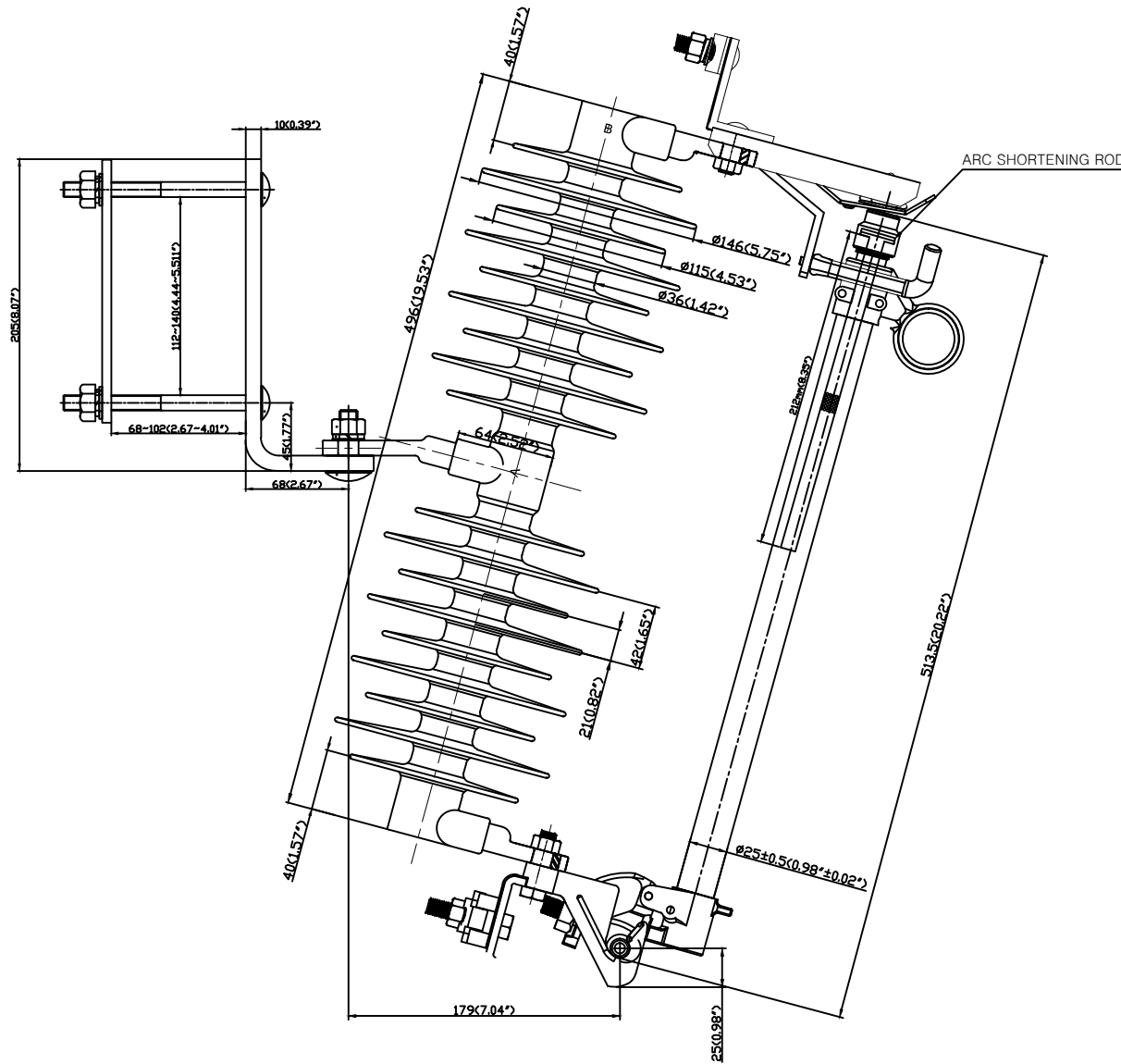


# CATALOG NO. CSNL36-BP1-100D

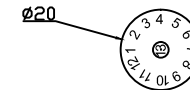
NO.	DESCRIPTION	DWG. NO.	MATERIAL	Q'TY	FINISH/SIZE	NOTE



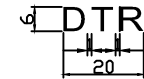
TYPE	CSNL36-BP1-100D				
Rated Voltage (kV)	36				
Max. Rated Current (A)	300				
BIL (kV)	170				
Power Frequency Voltage (DRY)(kV)	95				
Critical Flashover Voltage (POS)(kV)	230				
Critical Flashover Voltage (NEG)(kV)	260				
Creepage Distance (mm) (Min.)	1,080				
Rated Continuous Current (A)	100				
Interrupting Capacity	Type	A	B	C	D
	Symmetrical(kA)	4.5	5.0	7.1	8.0
	Asymmetrical(kA)	6.3	8.0	10.0	12.0

**NOTE:**

- All dimensions are measure after hot galvanized.
- The Tolerance unless otherwise note dimension shall be as follows:  
 $\pm(0.04d+1.5)$ mm when  $d < 300$ mm  
 $\pm(0.025d+6)$ mm when  $d > 300$ mm with a maximum of 50mm
- The Cutouts are supplied with galvanized steel bracket
- Thickness of Hot Galvanized :  $80 \mu\text{m}$  (min)
- Fiberglass rod are made from epoxy resin.
- Fittings are made from galvanized steel or stainless steel.(choice by buyer)  
 - Terminal end fitting, channel, Arc hook : Steel or STS  
 - Hinge part : Brass or STS
- Should not appear defects such as tear, dehiscence, burr, swelling, scratch in the housing.
- Should be Marked Date(A point) and Compay(B point) Logo on the housing surface.



<Date Logo>



<Company Logo>

NO.	DATE	REVISIONS	DESIGNED	APPROVED	REMARKS	DRAWN BY	DESIGNED BY	CHECKED BY	APPROVED BY	SCALE	DATE	NAME	REF.NO.	SHEET NO
1/R	06/14/2017	INITIAL RELEASE	J.H.PARK	C.H.PARK		J.H.PARK			C.H.PARK	1/1	JUNE.14.2017		Polymer Cutouts Switch for Distribution 36kV, 100A Cutouts Switch	
												REF.NO.		
												DWG.NO.	CSNL36-BP1-100D	

